
VCC STOP Act Youth and Adult Surveys Summary of Findings

Presented by the North Coastal Prevention Coalition and Vista Community Clinic as part of a grant funded by the Substance Abuse and Mental Health Service Administration (SAMSHA) and the STOP Act



Overview

Findings from two surveys conducted in the Spring/Summer of 2009 about perceptions and behaviors around underage drinking:

- Youth Survey (for those under 21)
- Adult Survey (for those 21 and over)

Administered in English and Spanish at local community events, health fairs and schools

Youth Survey

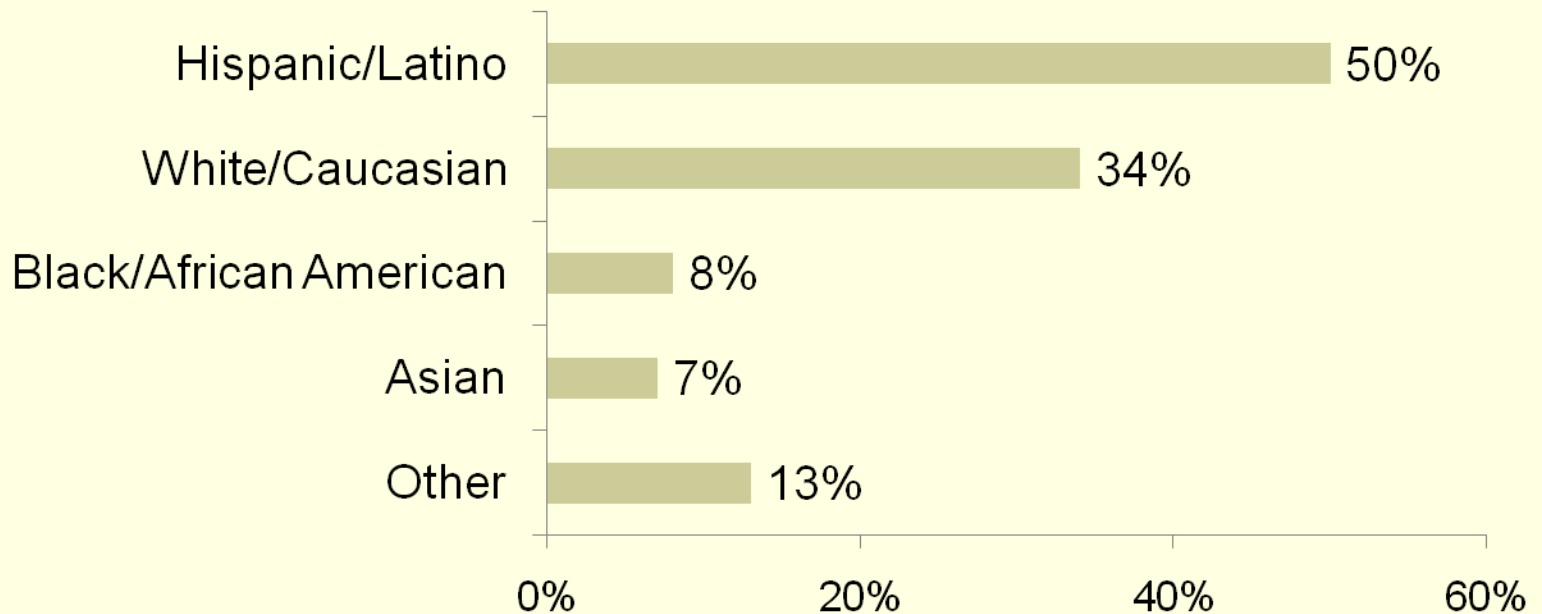
Youth Demographics

- 314 survey respondents
- 51% females and 49% males
- 79% of the respondents speak English at home, 45% speak Spanish, and 4% speak other languages (e.g., Chinese, Japanese, Romanian)*

* Total equals more than 100% because some respondents indicated speaking multiple languages at home.

Youth Demographics

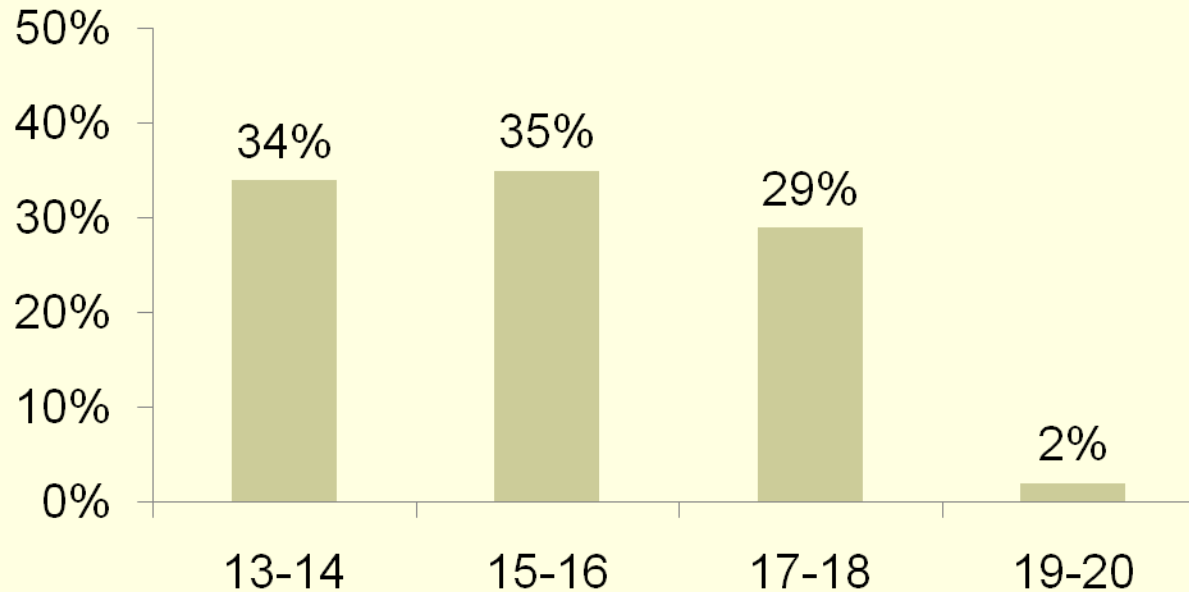
➤ Ethnicity of Respondents*



* Total equals more than 100% because some respondents selected multiple responses.

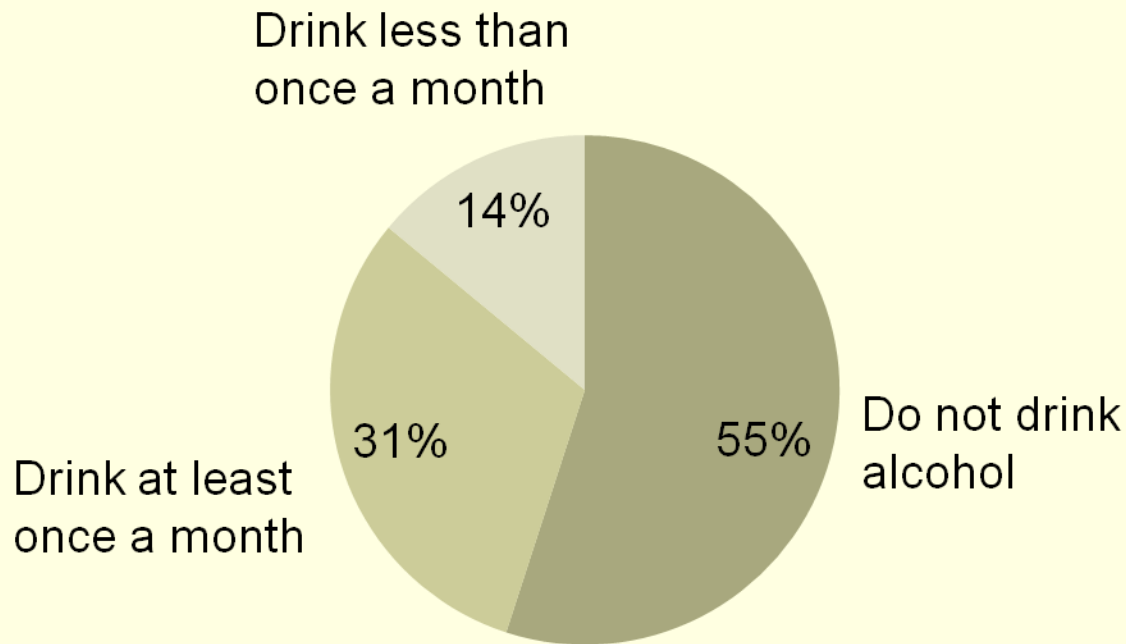
Youth Demographics

➤ Age of Respondents



Prevalence of Underage Drinking

- 45% of the youth reported that they drink alcohol



Prevalence of Underage Drinking


- 40% of females and 48% of males reported that they drink alcohol



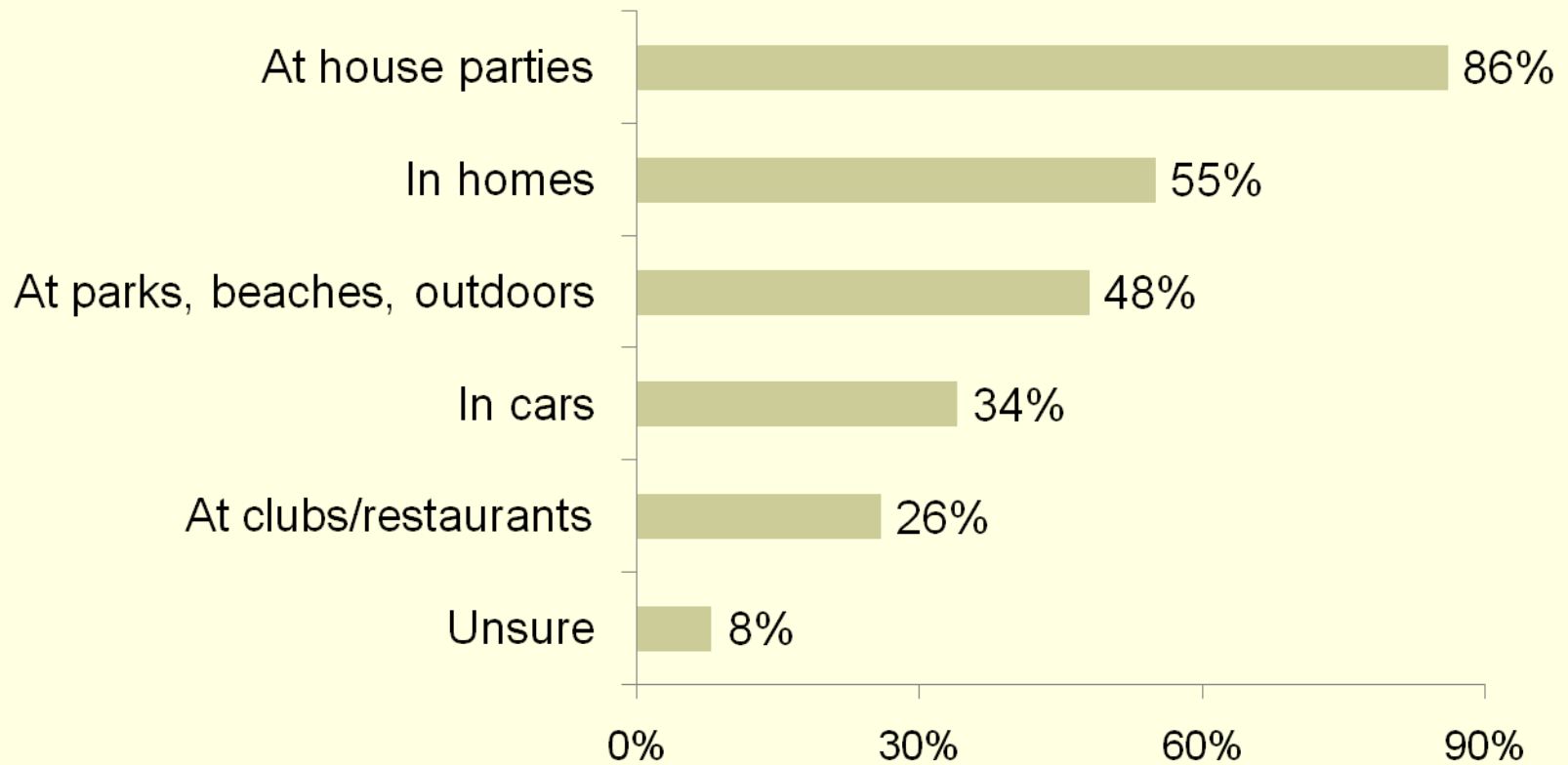
Prevalence of Underage Drinking

- 20% reported having 5 or more drinks of alcohol on at least one day (within the past 30 days)
 - 57% of those who drink more than once a month reported having 5 or more drinks on at least one day
 - 33% of those who drink less than once a month had 5 or more drinks on at least one day
- 78% indicated having friends under the age of 21 who drink alcohol

How Alcohol is Obtained



Where Alcohol is Consumed



Legal Drinking Age

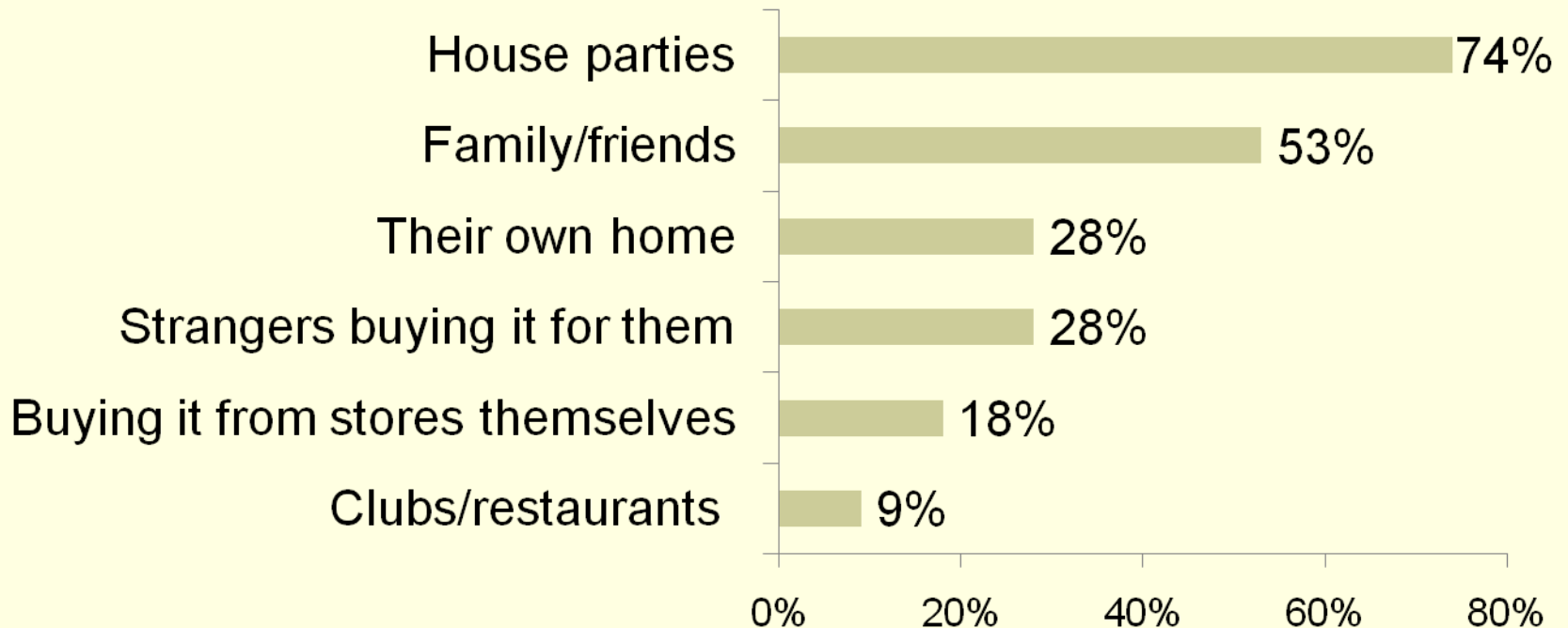
- 93% know that 21 is the age when a person can legally drink
- 55% believe that it is “OK” for a person to begin drinking before the age of 21
- 26% believe that it is “OK” for a person to begin drinking at the age of 18

Youth Who Drink: Types of Alcohol Consumed

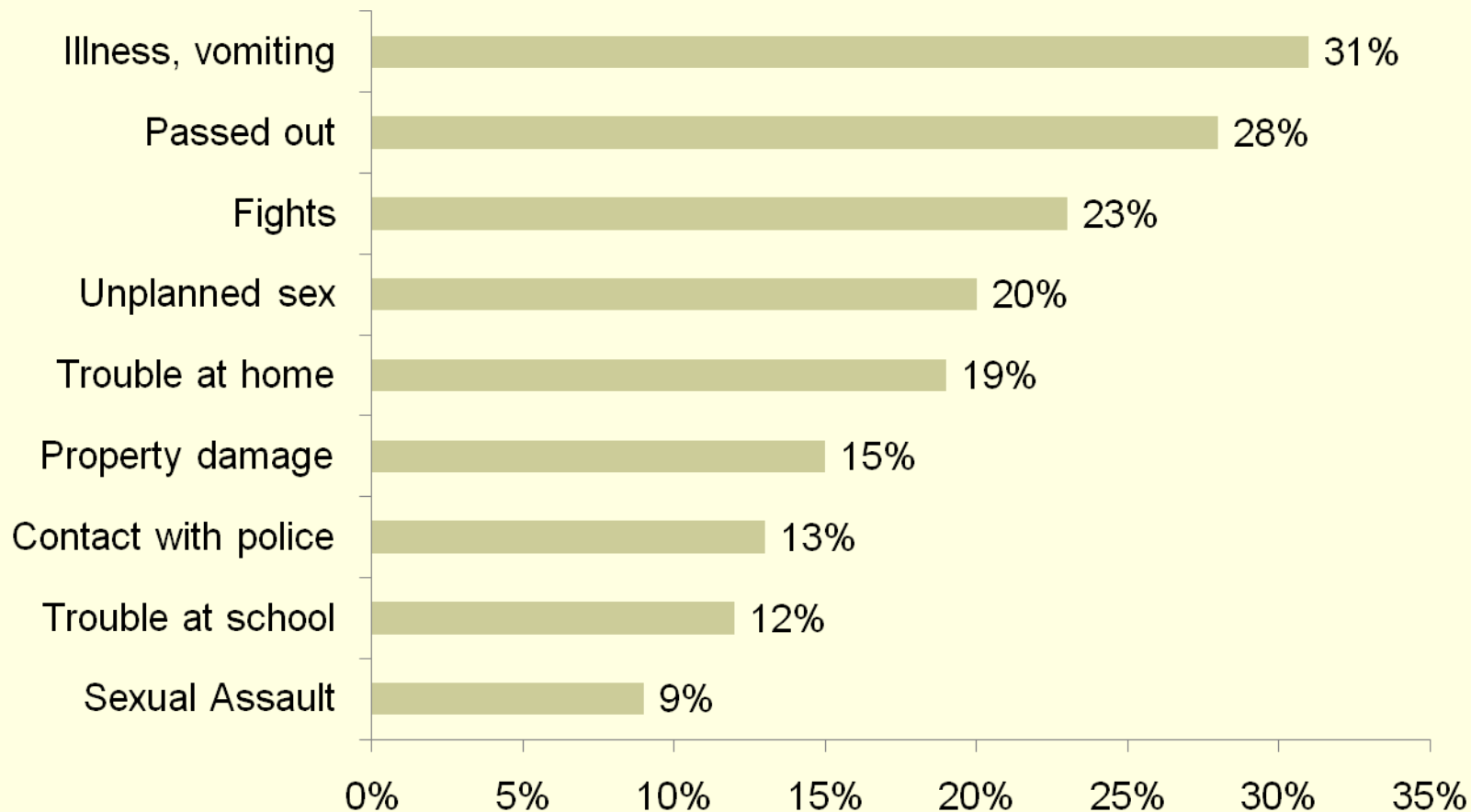


Youth Who Drink: How They Get Alcohol

Youth who drink reported “sometimes” or “always” obtaining alcohol from:



Youth Who Experienced Negative Consequences as Result of Drinking

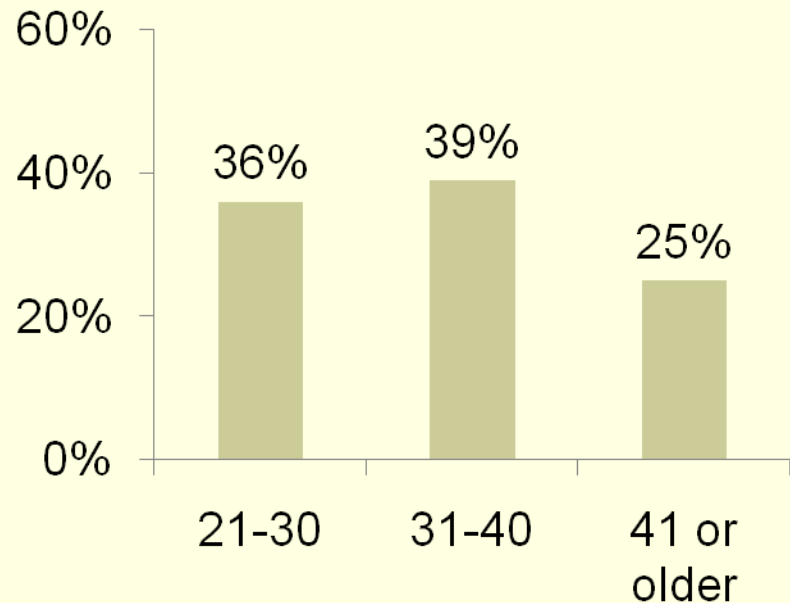


Adult Survey

Adult Demographics

- 355 survey respondents
- 76% females and 24% males
- 83% speak Spanish at home; 26% speak English*

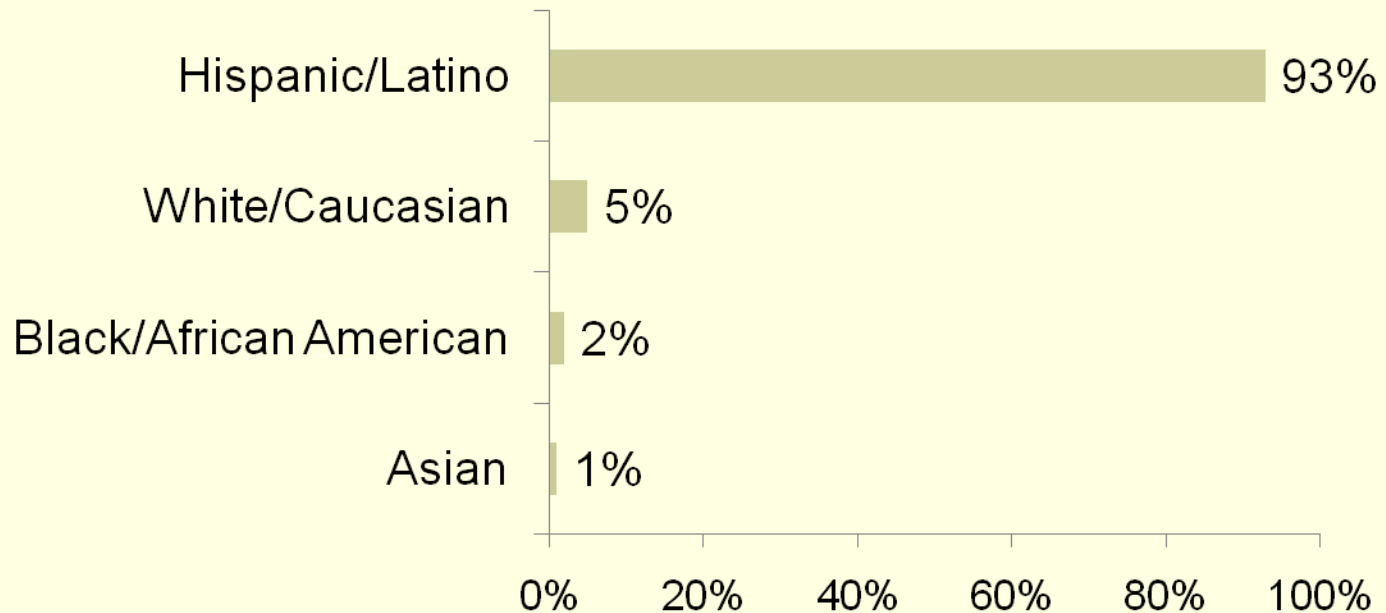
Age of Respondents



* Total equals more than 100% because some respondents selected multiple responses.

Adult Demographics

➤ Ethnicity of Respondents*



* Total equals more than 100% because some respondents selected multiple responses.

Beliefs About Underage Drinking

- 90% agree that underage drinking is a problem in their community
- 79% agree that anyone who allows teens (other than their own) to drink alcohol should be cited for breaking the law
- 68% believe that alcohol advertising encourages young people to drink alcohol

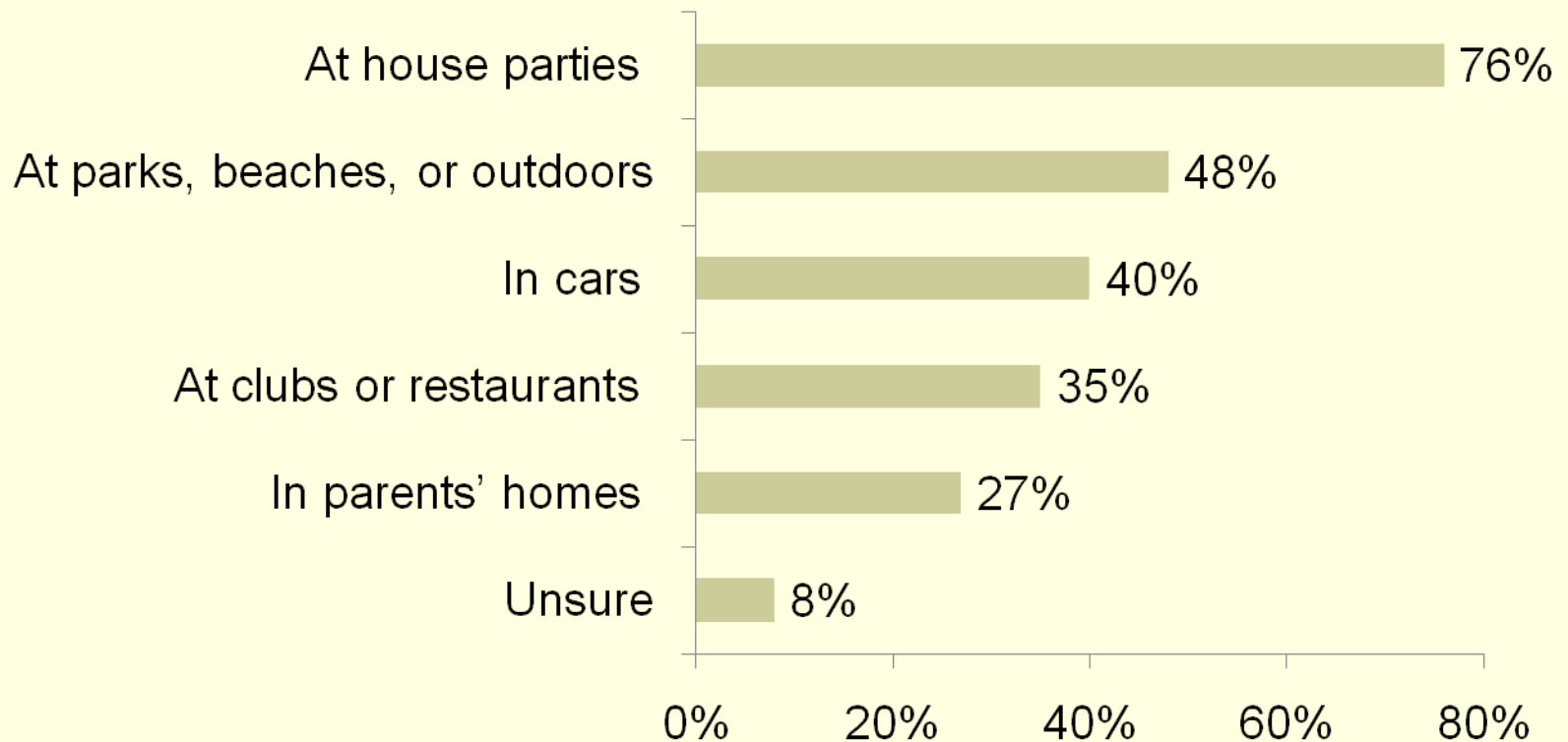
Beliefs About Underage Drinking

- Less than a third believe that alcohol is not as dangerous as other drugs (32%)
- Few reported that alcohol is an important part of their family's celebrations (16%)
- Only 5% said they would provide alcohol to teens between the ages of 18-20 if they were confident the teens would not be driving

How Adults Believe Alcohol is Obtained by Youth



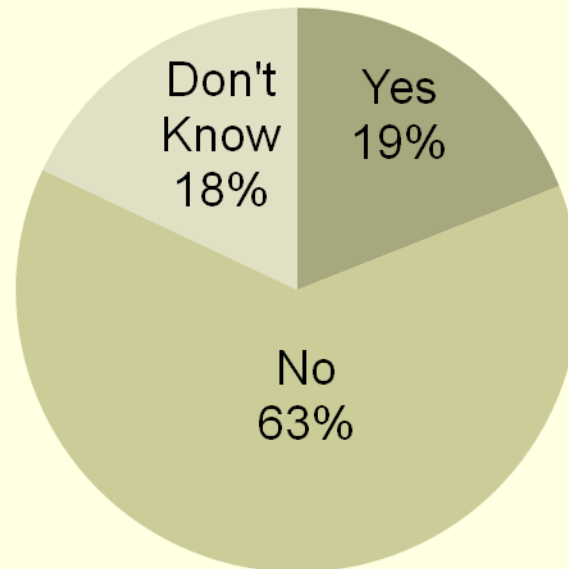
Where Adults Believe Alcohol is Consumed by Youth



Knowledge of the Social Host Ordinance

- About 1 out of 5 respondents have heard of the Social Host Ordinance

Have you heard of the Social Host Ordinance?



Beliefs about the Social Host Ordinance

- 55% agree that law enforcement should utilize the Social Host Ordinance to deter underage drinking
 - 13% disagree and 32% “don’t know”
- 43% believe that the Social Host Ordinance is an effective deterrent to providing alcohol to a minor
 - 14% disagree and 43% “don’t know”

Summary

- A total of 669 youth and adult surveys were collected
- Youth and adults believe that the two most common ways youth obtain alcohol is from friends/someone over 21 and at house parties
- Both groups thought that house parties are the most common place where alcohol is consumed by underage drinkers

Summary

- 55% of youth believe it is okay for people to begin drinking before the age of 21; however, 90% of adults believe that underage drinking is a problem in their community
- Only 5% of adults said they would provide alcohol to youth ages 18-20; yet 53% of youth who drink reported obtaining alcohol from family/friends and 28% said they get alcohol from their own home

Questions & Comments

For additional information, please contact
Program Manager Erica Leary at 760-631-5000
ext. 7150 or www.vistacommunityclinic.org